










Suggested Route from Logan

From Logan, follow signs for:
 S to  S.  S
 is intersected by  in Fall River.

Follow  W briefly, toward
 Tiverton/Newport. Take 1st exit
 (Tiverton/Newport) to rejoin
 S. Merge onto  S

From New London & South:

 N to  E (Newport
 Bridge signs are helpful)

